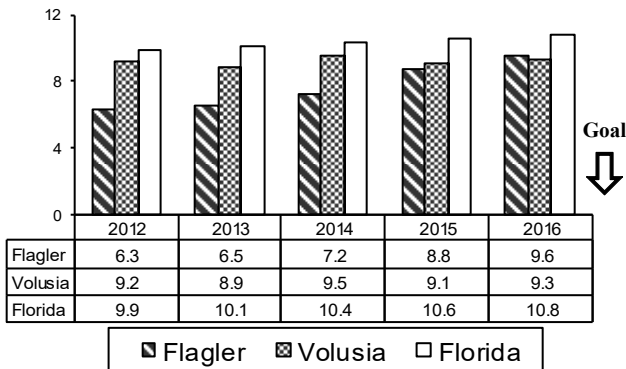


## Elderly and Poverty

### Percent of Persons Age 60+ Whose Financial Status is Below the Poverty Guideline



**This Indicator Measures...**the percent of adults age 60 years and over whose financial status is below the poverty guideline for their family size.

**This is Important Because...** Poverty can affect many aspects of a person's living condition including housing, health and nutrition.

Source: Florida Department of Elder Affairs

Note: The Flagler rate increased steadily over the reporting period. The Volusia rate fluctuated slightly over the reporting period and ended essentially as it began.

## Elder Suicide

### Three-Year Rolling Rate\* of Suicide, Ages 60+, Per 100,000 Population

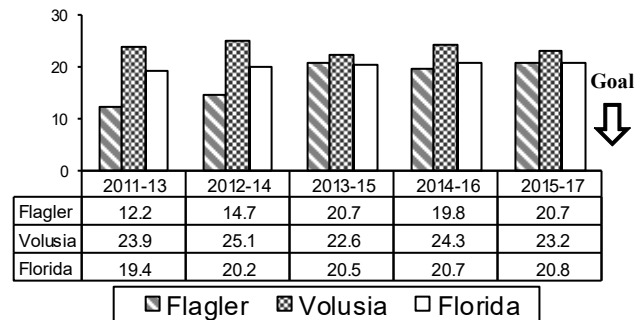
**This Indicator Measures...**the rate of suicide for ages 60 and over, per 100,000 population in Flagler and Volusia Counties.

**This is Important Because...**according to the National Strategy for Suicide Prevention, suicide disproportionately impacts the elderly.

Source: FLHealthCHARTS

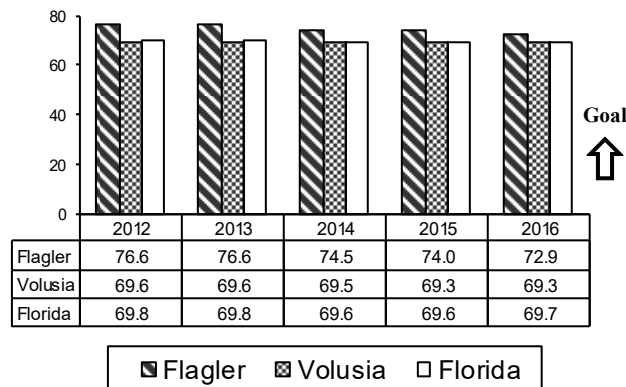
Note: The Flagler County rate increased over the reporting period. The Volusia County rate fluctuated over the years reported ending slightly lower than in the first three-year period.

\*The three-year rolling rate is the sum of three years over rolling time periods and was used here to flatten out large fluctuations due to low incidence.



## Elderly with No Disabilities

### Percent of Adults Age 60+ With No Disabilities



**This Indicator Measures...** the percent of adults age 60 years and over with no disabilities.

**This is Important Because...** Elderly adults with no disabilities may be able to maintain their independence and require fewer health and human services.

Source: Florida Department of Elder Affairs

Note: The rate in Flagler County decreased steadily over the reporting period. The Volusia County rate remained steady.