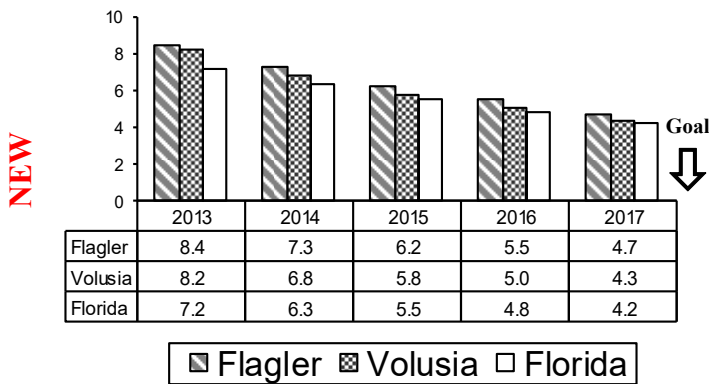


Unemployment Rate of Unemployment



This Indicator Measures... the total annual rate of unemployment in Flagler and Volusia Counties.

This is Important Because... this is the number of people looking for work, but who are unable to find it. This indicator represents one method of measuring the health of the economy.

Source: Florida Research and Economic Information Database Application (FREIDA)

Note: Both the Flagler and Volusia rates have decreased each year of the five-year period reported. FREIDA revises rates over time.

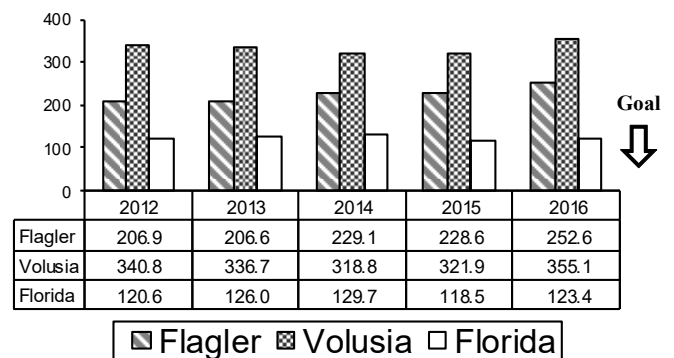
Requests for Assistance Rate of Requests for Assistance, Per 1,000 Population

This Indicator Measures... the total annual rate of individuals applying for food stamps, temporary assistance for needy families (TANF) and Medicaid per 1,000 population in Flagler and Volusia Counties.

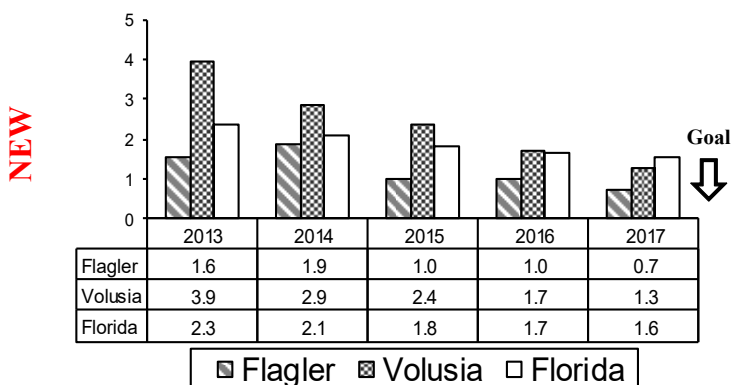
This is Important Because... eligibility for assistance is determined by income and can be an indicator of households in financial stress.

Source: Florida Department of Children and Families

Note: The Flagler rate increased over the reporting period. The Volusia rate decreased from 2012-2014 then increased through 2016. Data was revised for all years reported for both counties.



Homelessness Rate of Homeless Persons, Per 1,000 Population



This Indicator Measures... the rate of homeless persons (people living on our streets or housed in emergency shelter facilities) per 1,000 population in Flagler and Volusia Counties.

This is Important Because... homelessness is an issue rooted in the problems of poverty and the lack of affordable housing for those with low income.

Sources: Department of Children and Families

Note: This data is collected annually by a 24-hour actual street count. The Flagler rate decreased over the reporting period. The Volusia rate decreased each year reported.