

Child Abuse

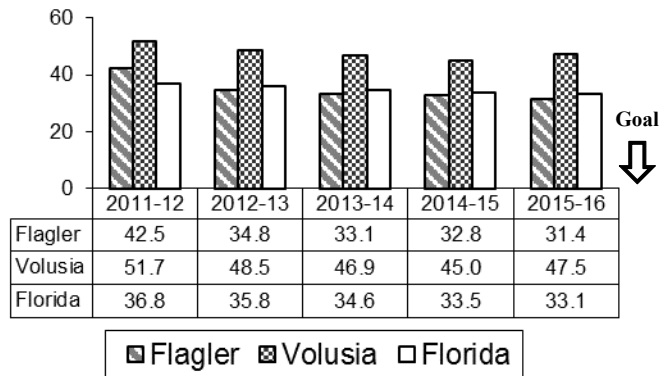
Rate of Children in Investigations with “Not Substantiated” or “Verified” Findings, Per 1,000 Child Population

This Indicator Measures...the total rate of children in investigations which resulted in findings with “not substantiated” or “verified” per 1,000 of the child population in Flagler and Volusia Counties. “Children in investigations” is preferred to “child abuse victims”.

This is Important Because... concerned citizens can assist professionals in identifying – and preventing – child abuse.

Actual Number of Investigations with Verified or Not Substantiated findings of abuse

	2011-12	2012-13	2013-14	2014-15	2015-16
Flagler	457	428	394	402	381
Volusia	2,996	2,859	2,664	2,656	2,775

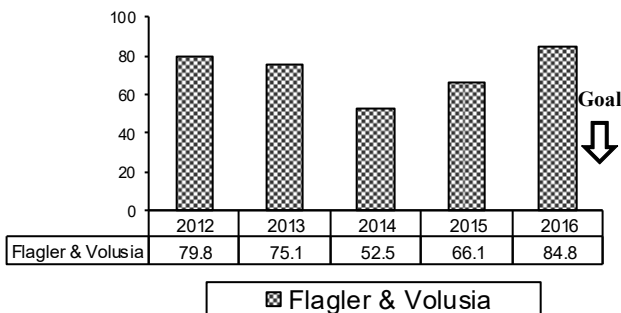


Source: Florida Center for Child Welfare, FMHI, USF

Note: The Flagler rate decreased steadily over the reported period. The Volusia rate fluctuated and decreased over the reported period.

Children Not Living at Home

Rate of Flagler and Volusia County Children in Out-of-Home Care, June 30, Per 10,000 Population



This Indicator Measures...the rate of Flagler and Volusia County children living outside of their home* on June 30th each year (this is not annualized), per 10,000 population.

This is Important Because... ideally children should thrive in their own home. Removing a child from his/her home can be detrimental to the well-being of the child and family.

Source: Florida Center for Child Welfare, FMHI, USF

Note: Data is not available by county. The rate for Flagler and Volusia decreased through 2014 and increased through 2016. *See the online glossary for a definition of Out-of-Home Care at www.agendavf.org.

Children Below Poverty Level

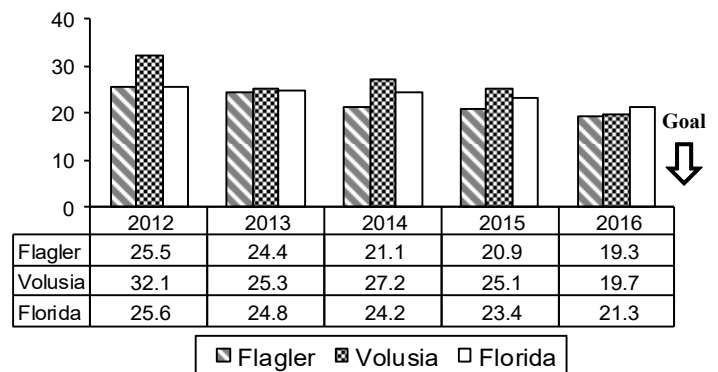
Percent of Children Under Age 18 Below Poverty Level

This Indicator Measures... the percent of children under age 18 years who are living at or below the poverty level in Flagler and Volusia Counties.

This is Important Because... research documents the consequences of childhood poverty on the health and well-being of a community as profoundly negative.

Source: U.S. Census, Small Area Income & Poverty Estimates (SAIPE)

Note: The Flagler County percentage decreased each year reported. The Volusia County percentage decreased over the reporting period.



NEW