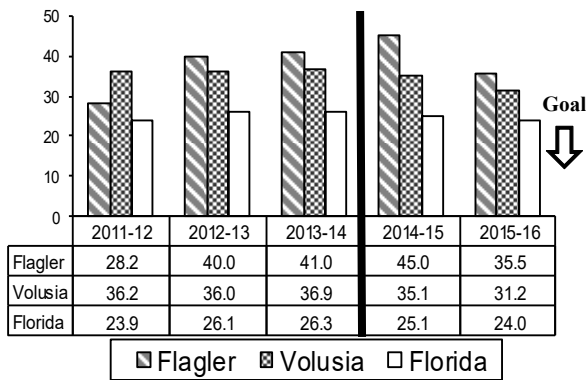


## Homeless Children and Youth

### Rate of Students Identified as Homeless in Public Schools, Per 1,000 Student Population



**This Indicator Measures...**the rate of students identified as homeless in Flagler and Volusia County public schools in one school year.

**This is Important Because...** children living in homeless situations usually perform two to three years below grade level.

*Source: Florida Department of Education, Florida Department of Children and Families (Source changed in 2015)*

Note: Due to reporting changes, rates from 2014-15 forward should not be compared to previous years. The Flagler rate increased through 2013-14 and decreased from 2014-15 to 2015-16. The Volusia rate was steady through 2013-14 and decreased over the last two years reported. See the glossary at [www.agendavf.org](http://www.agendavf.org) for Homeless Children and Youth as defined by the Department of Education.

## Delinquency

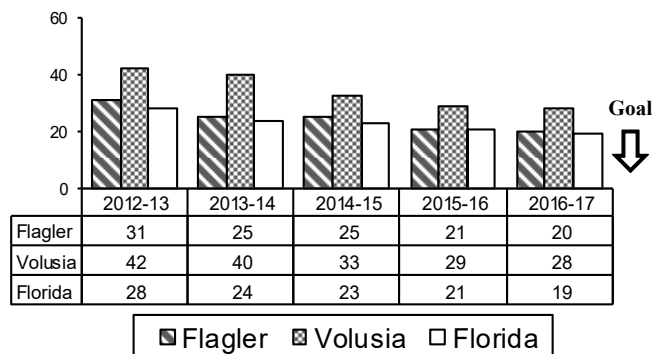
### Rate of Youth Referred for Delinquency, Per 1,000 Population

**This Indicator Measures...**the total rate of youth referred for delinquency per 1,000 population in Flagler and Volusia Counties.

**This is Important Because...** when the rate of youth referred for delinquency is declining; it can be an indication that fewer youth are engaging in delinquent behavior.

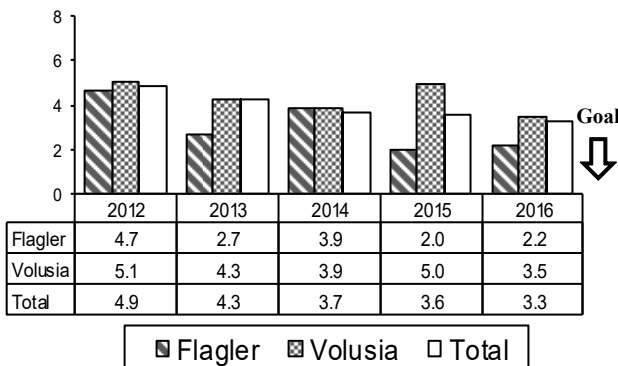
*Source: Florida Department of Juvenile Justice*

Note: Both Flagler and Volusia Counties' rates decreased steadily over the reporting period.



## Teenage Mothers

### Rate of Births to Mothers, Ages 10-17, Per 1,000 Population



**This Indicator Measures...**the total rate of births to mothers, ages 10-17 per 1,000 of the population in Flagler and Volusia Counties.

**This is Important Because...** statistically teenage mothers are unemployed or under-employed, do not receive and/or complete their education and live in poverty.

*Source: FLHealthCHARTS*

Note: The Flagler rate fluctuated and decreased over the reporting period. Although the Volusia rate increased in 2015, the rate decreased over the reporting period. The rate for ages 10-19 is reported on page 42. Additional note: For information on repeat teen births visit FLHealthCHARTS listed in Data Sources.