

# Poverty

The effects of poverty and its prevalence account for numerous issues facing our community today. Research shows that children from low-income families are at greater risk of poor and/or failing grades in school, inadequate health insurance coverage and even lack of primary health care. They are also more likely to engage in unhealthy behavior.

Volusia and Flagler are among the top 10 counties in the state for the percentage of people living in poverty according to a Daytona Beach News-Journal article on August 27, 2008. The article further states that Volusia County ranks third highest in the state for children living in poverty. During the current economic conditions, it was reported that more professionals (former teachers, former hospital employees and constructions workers) are seeking assistance.

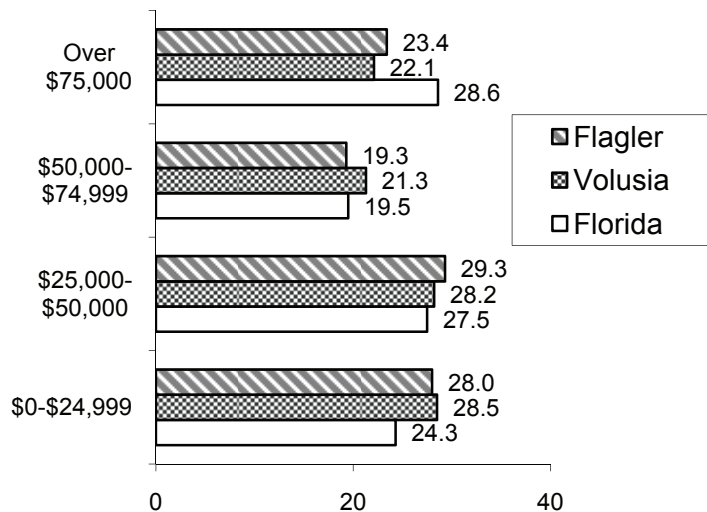
## INDICATORS OF POVERTY

Included in this section are just a few of the readily available indicators which address the significance of the household income levels in our community.

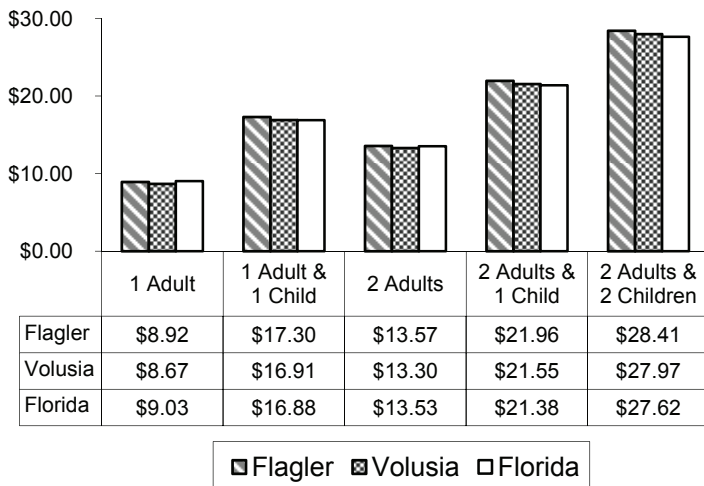
Flagler's median household income decreased approximately 5.9% from 2006 to 2007. At the same time, Volusia's median household income increased 2.3% with Florida showing an increase of 5.1%.<sup>1</sup>

**Chart #1** shows the percent of income distributed by county in four income brackets<sup>1</sup>.

**CHART #1: 2007 Percent of Household Income Distribution**



**CHART #2: Living Hourly Wage-2008**



As an additional reference, the living hourly wage is illustrated in **Chart #2**.<sup>2</sup>

Underemployment is also an underlying poverty-related issue. Approximately 5,500 individuals in Flagler (4.9% of the labor force) and 40,200 individuals in Volusia (15.5% of the labor force) are currently underemployed and seeking an upgraded job<sup>3</sup> in the two-county area.

# Poverty

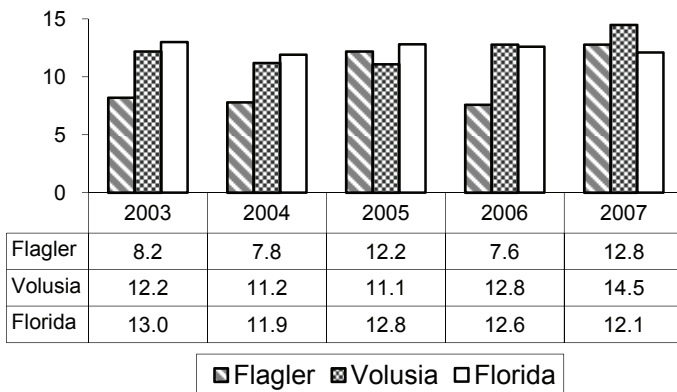
## THE POVERTY LINE

Many local programs use the percentage of poverty as the measure to determine program eligibility. The poverty line is updated by the federal government each year, in order to accommodate for inflation, and varies by the size of the household with relationship to personal income. The 2009 federal poverty guidelines are to the right.

Number in Household	Annual Income
1	\$10,830
2	\$14,570
3	\$18,310
4	\$22,050
5	\$25,790
6	\$29,530
7	\$33,270
8	\$37,010

This measure determines eligibility for local programs such as the free/reduced lunch program available in the school systems.

**CHART #3: Percent of All Ages Living in Poverty<sup>5</sup>**



- The Flagler 2007 median household income was \$41,830. In 2009, \$43,019.89 is needed to maintain the same buying power.<sup>4</sup>

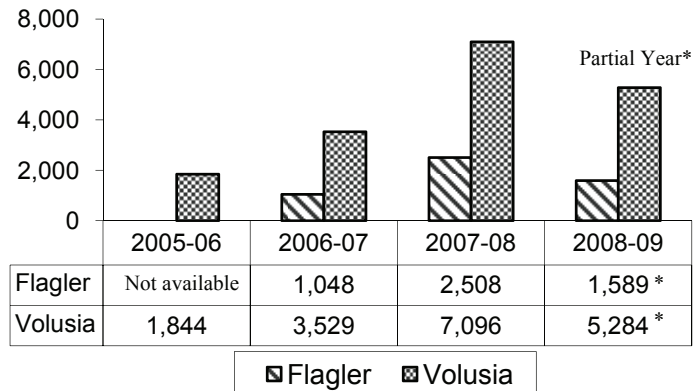
- The Volusia 2007 median household income was \$42,276. In 2009, \$43,478.57 is needed to maintain the same buying power.<sup>4</sup>

## FORECLOSURES

The number of foreclosures has increased at a rapid pace in recent years. In Volusia, following a 91.4% increase from 2005-06 to 2006-07, foreclosures increased 101.1% the following year. In Flagler, there was an increase of 139.3% from 2006-07 to 2007-08. In the first seven months of 2008-09, Flagler has reached 63.4% and Volusia 74.5% of the total foreclosures for the previous year.

(Volusia data is home foreclosures only. Flagler data is for all foreclosures.)

**County Fiscal Year – October through September<sup>6,7</sup>**



1 – U.S. Census Bureau, 2007 FactFinder

2 – Poverty In America

3 – Center for Business Excellence

4 – U.S. Department of Labor, Bureau of Labor Statistics, CPI Inflation Calculator

5 – U.S. Census Bureau, Small Area Income & Poverty Estimates (SAIPE)

6 – Clerk of the Circuit Court, Volusia County

7 – Flagler County Clerk of Courts